









Offers Over
£145,000

17/3 Gorgie Park Close

Slateford | Edinburgh | EH14 1NQ

Peacefully located at the end of a cul de sac is this first floor apartment, forming part of an established modern development in the popular residential area of Slateford. Close to good local amenities and excellent transport links this property is sure to appeal to first time buyers, professionals or buy to let investors.

-  1 bedroom
-  1 public room
-  1 bathroom
-  Residents parking
-  EPC rating – C
-  Council tax band - C



Description

The well proportioned accommodation briefly comprises of a welcoming hallway with secure entry phone system and 2 storage cupboards, plus a useful walk in cupboard with light, a good size lounge, a kitchen with a range of wall and base units and appliances, one bedroom with a built in wardrobe, and a bathroom with shower over bath.

The property further benefits from electric heating and double glazing.



Extras

All fixtures and fittings will be included in the sale along with the electric hob and oven, fridge/freezer and washing machine. Please note, new vinyl flooring has been laid on the kitchen floor.

Parking

There is unallocated residents permit parking.

Factoring

The common areas and communal gardens are maintained by Lowther Homes Ltd at a cost of approximately £50 per month and this also includes buildings insurance.

Viewing

By appointment through Neilsons (0131 625 2222).



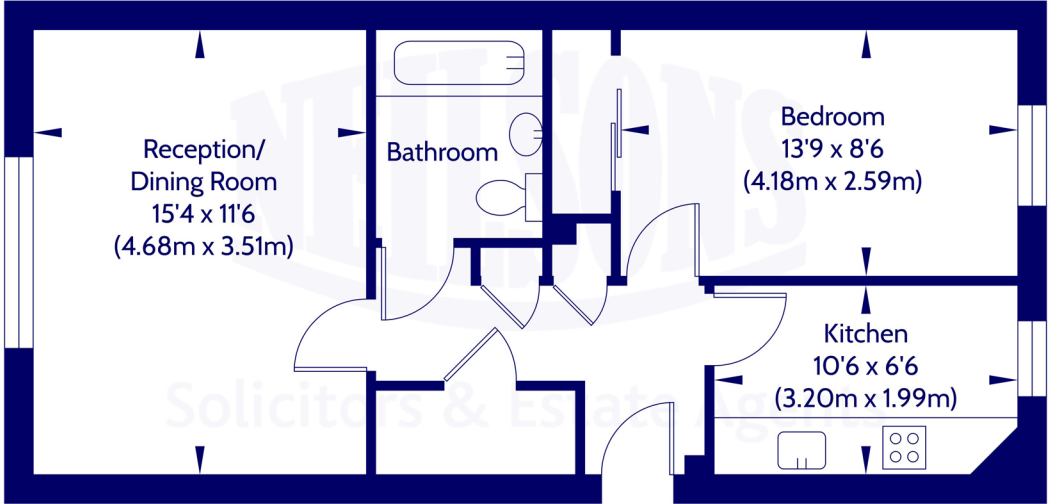


Location

Gorgie Park Close is located in the popular residential district of Slateford, to the southwest of the City Centre. The area is ideal for commuters with frequent bus services to the city and beyond, Slateford train station is a short walk away and there is easy access to the City bypass, M8/M9, the Queensferry Crossing and Edinburgh International Airport. Locally there is a choice of supermarkets and Edinburgh West Retail Park has a variety of shops including an M&S Foodhall. Neighbouring Gorgie & Dalry offer an abundance of day to day amenities, specialist shops, cafes and bars. Local recreational facilities can be found at Meggetland Sports Complex, Saughton Park, Fountain Park Leisure Complex, the O2 Academy and World of Bowling and Football. The property is conveniently located for the Water of Leith and Union Canal walkways, which provide pleasant walks and cycle routes. Schooling is also well catered for with a range at all levels within the vicinity.



Approx. Gross Internal Floor Area 48.46 Sq M / 522 Sq Ft.



First Floor

Area excludes garages, outbuildings, attics and eaves if applicable.
All measurements are approximate. Not to scale. For identification only.
© 2024 Neilsons Solicitors & Estate Agents. Plans by Planography.co.uk

Whilst we endeavour to ensure that our sales particulars are accurate and reliable, the following general points should be noted with regard to the extent of our investigations prior to marketing the property and therefore if any particular aspect is of crucial relevance to you, please contact this office for verification particularly if you are contemplating travelling some distance to view.

- [1] All measurements have been taken using a sonic measuring device and there may be some minor fluctuations in measurements due to the limitations of the device.
- [2] None of the items included in the sale of a working or running nature have been tested by us and this Firm gives no warranty as to their condition.
- [3] Where alterations or improvements have been undertaken by the sellers or their predecessors, we have not specifically established that the renewal or replacement of any of the services or facilities have been whole or partial.
- [4] Verification of Council Tax banding can be obtained from City of Edinburgh Council or Public Libraries.



Scan the QR code or [click here](#) for the virtual 360 tour, floor plan and further information.



Solicitors & Estate Agents

Our Services:

- Full estate agency service
- Buying & Selling
- Buy to let advice
- Wills & Powers of Attorney
- Estate Planning
- Executries
- Powers of Attorney

For helpful, friendly, personal advice, get in touch.

✉ mail@neilsons.co.uk

☎ 0131 625 2222

💻 www.neilsons.co.uk

Head Office
138 St John's Road
Edinburgh

Property Department
142 St John's Road
Edinburgh

City Centre
2a Picardy Place
Edinburgh

South Queensferry
37 High Street
South Queensferry

Bonnyrigg
72 High Street
Bonnyrigg

